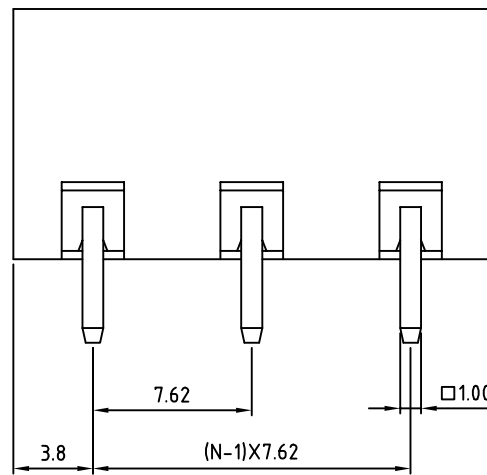
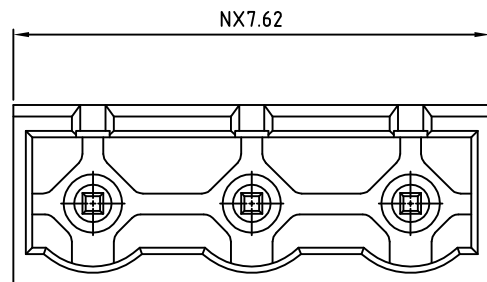
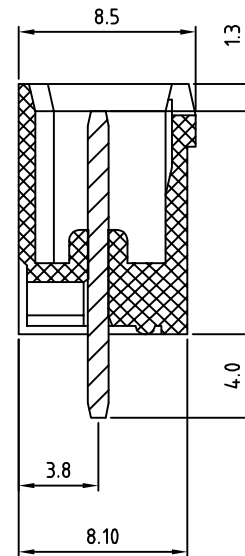
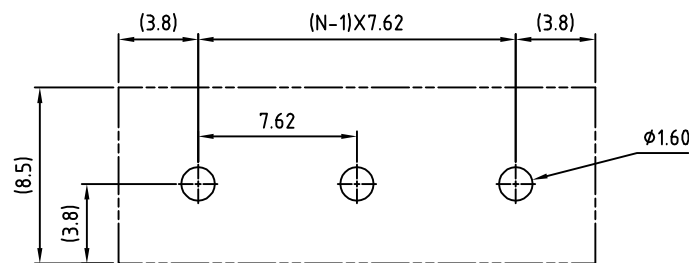


SIGN	DATE	DESCRIPTION	APPROVER
		<i>THIS IS CAD DRAWING, DO NOT REVISE MANUALLY!!!</i>	



N=Number of contacts

P.C.B LAYOUT



Material

- Terminal body
(contact pin): Brass(CuZn) Tin plated
- Insulator (housing): Thermoplastic (UL94V-0)

Electrical cULus

- Voltage rating: 300VAC
- Current rating: 20A
- Withstanding Voltage: 1.6KV
- Operating temperature: -30°C to +105°C
- Soldering temperature: 250°C±10°C/5 Sec
- Safety Approval: cULus

RoHS Compliant

PART NUMBER:

OSTOQXX0150

No. of Poles
02: 2 Poles
:
:
16: 16 Poles

COLOR
0: Black
5: Green (Standard)
6: Blue
8: Grey



THESE DRAWINGS AND SPECIFICATIONS ARE THE PROPERTY OF ON-SHORE TECHNOLOGY, INC. AND SHALL NOT BE REPRODUCED, COPIED OR USED IN ANY MANNER WITHOUT THE PRIOR WRITTEN CONSENT OF ON-SHORE TECHNOLOGY, INC.

TITLE	OSTOQ 7.62mm series closed vertical 2p-16p			DWG NO.	OSTOQXX0150.DWG	
PART NO.	OSTOQXX0150		CUST NO.			
APPROVED	CHECKED	DESIGNED	DRAWN	Tolerance		
Shi Jun 2006.10.31	Marvin 2006.10.31	Marvin 2006.10.31	Marvin 2006.10.31		UNIT: mm	X. ±0.50
					SCALE: NONE	X.X ±0.30
				SHEET: 01/01	REV: D	X.XX ±0.10
						X° ±1°